

Scaled data based on original data using
LM-79-08 Approved Method: Electrical and Photometric Measurements of Solid-
State Lighting Products

Test Report Prepared for
Cooper Lighting Solutions
(formerly Eaton)

Brand: McGRAW-EDISON

Report Number: P451033

Luminaire Tested: **GALN-SA1D-827-U-5WQ**

Issue Date: 1/4/2021

Test Information

Test Method: LM-79-08
Report Number: P451033
TEST IS SCALED FROM IESNA LM-79-08 TEST DATA (G3-2011-042-1)
Test Lab: INNOVATION CENTER
Issue Date: 1/4/2021
Manufacturer: COOPER LIGHTING SOLUTIONS (FORMERLY EATON)
Product Line: MCGRAW-EDISON
Catalog Number: GALN-SA1D-827-U-5WQ
Description: GALLEON AREA AND ROADWAY LUMINAIRE
(1) 80 CRI, 2700K, 1200mA LIGHTSQUARE WITH 16 LEDS AND TYPE V WIDE OPTICS
Light Source: -
Ballast/Driver: ELECTRONIC DRIVER

Summary

Lumens per Lamp: N/A
Luminaire Lumens: 6022 lumens
Efficiency: N/A
Efficacy: 92.6 lumens/watt
Luminous Opening: Rectangular (W 0.5' x L: 0.5' x H: 0')
IES Classification: Type V - Short
BUG Rating: B3 - U0 - G1

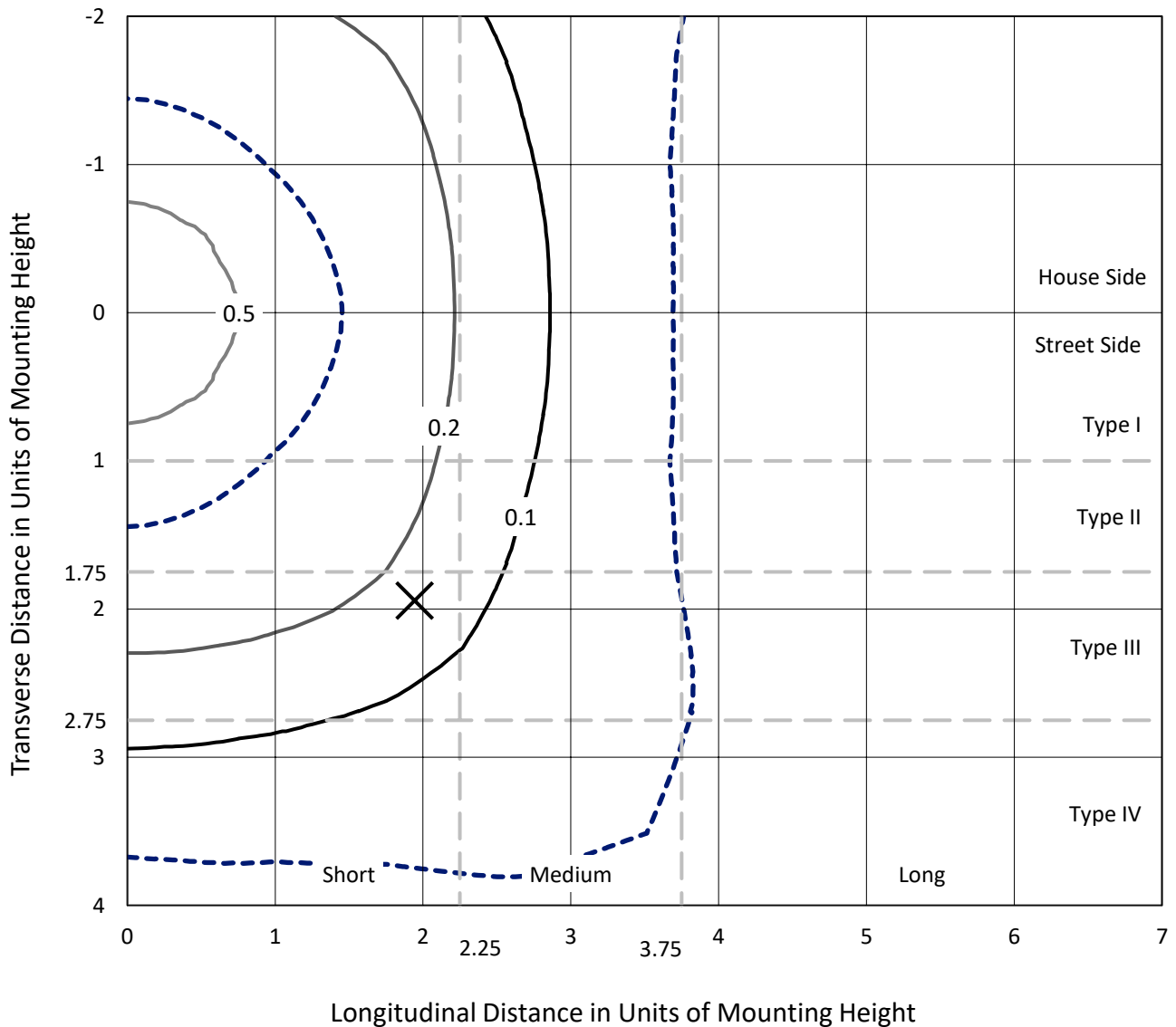
Input Watts (W): 65
Input Voltage (V): NR
Input Current (Ain): NR
Voltage Rise (V): NR
Power Factor: NR
Total Harmonic Distortion (THDi): NR
Frequency (hertz): 60
Stabilization Time: NR
Operation Time: NR
Ambient Temperature (°C): NR
Test Distance: 24 FT



REPORT NUMBER: P451033
 CATALOG NUMBER: GALN-SA1D-827-U-5WQ

Iso-Footcandle Lines of Horizontal Illumination

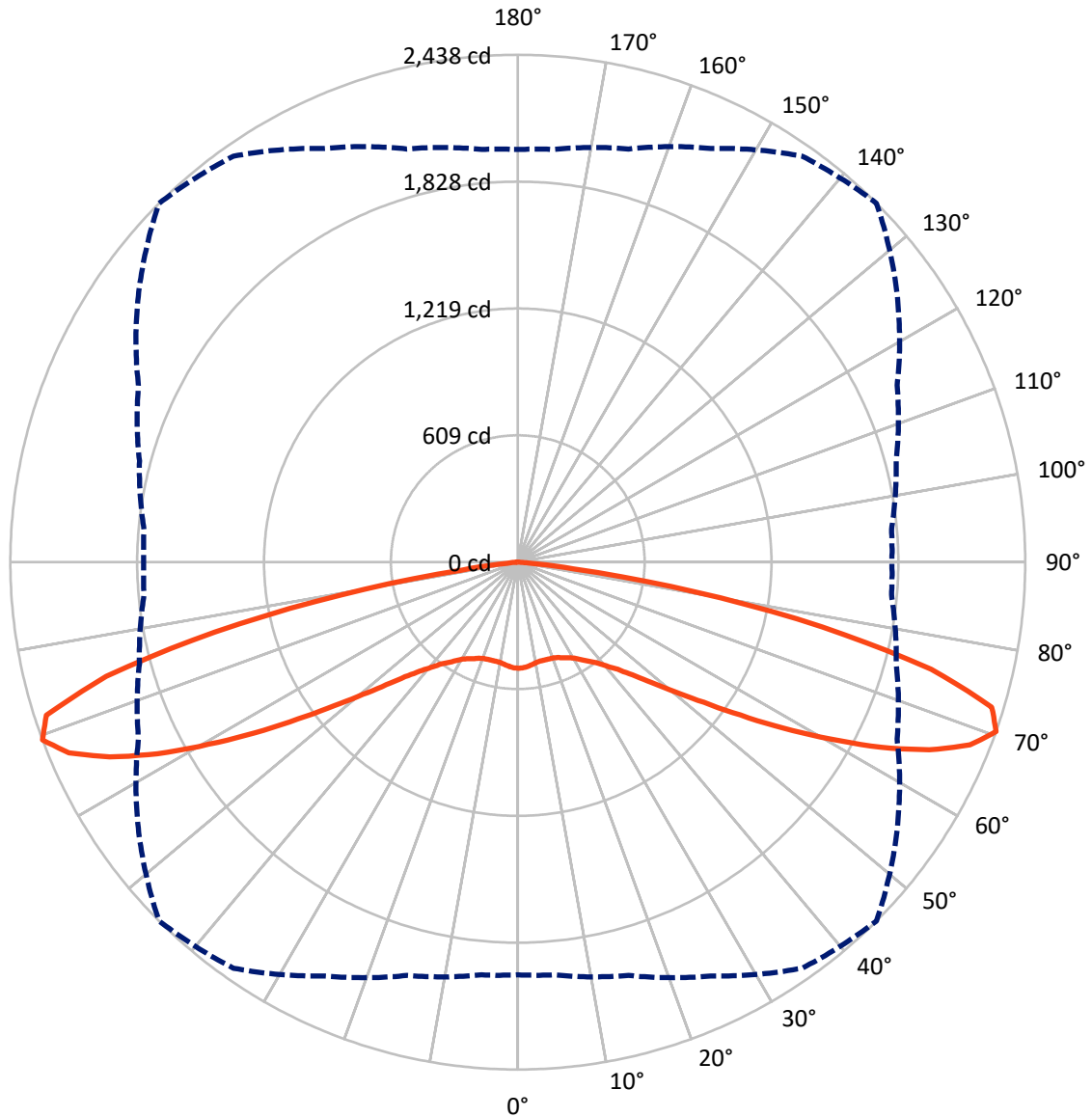
× Max cd
 - - - 1/2 Max cd



Based on 25 foot mounting height. Maximum calculated value = 0.8 fc
 Type V - Short - N/A

REPORT NUMBER: P451033
CATALOG NUMBER: GALN-SA1D-827-U-5WQ

Luminous Intensity Polar Plot



— Vertical Plane Through 45-Deg Lateral - - - Horizontal Cone Through 70-Deg Vertical

REPORT NUMBER: P451033

CATALOG NUMBER: GALN-SA1D-827-U-5WQ

FLUX DISTRIBUTION:

		Downward	Upward	Total
House Side	Lumens	3011.0	0.0	3011.0
	% Fixture	50.0	0.0	50.0
Street Side	Lumens	3011.0	0.0	3011.0
	% Fixture	50.0	0.0	50.0
Total	Lumens	6022.0	0.0	6022.0
	% Fixture	100.0	0.0	100.0

Coefficient of Utilization

ZONAL LUMENS:

Zone	Lumens	% Fixture
0°-10°	47.7	0.8
10°-20°	139.6	2.3
20°-30°	237.8	3.9
30°-40°	368.6	6.1
40°-50°	620.4	10.3
50°-60°	1128.8	18.7
60°-70°	1911.1	31.7
70°-80°	1479.3	24.6
80°-90°	88.6	1.5
90°-100°	0.0	0.0
100°-110°	0.0	0.0
110°-120°	0.0	0.0
120°-130°	0.0	0.0
130°-140°	0.0	0.0
140°-150°	0.0	0.0
150°-160°	0.0	0.0
160°-170°	0.0	0.0
170°-180°	0.0	0.0
0°-90°	6022.0	100.0
0°-180°	6022.0	100.0



REPORT NUMBER: P451033

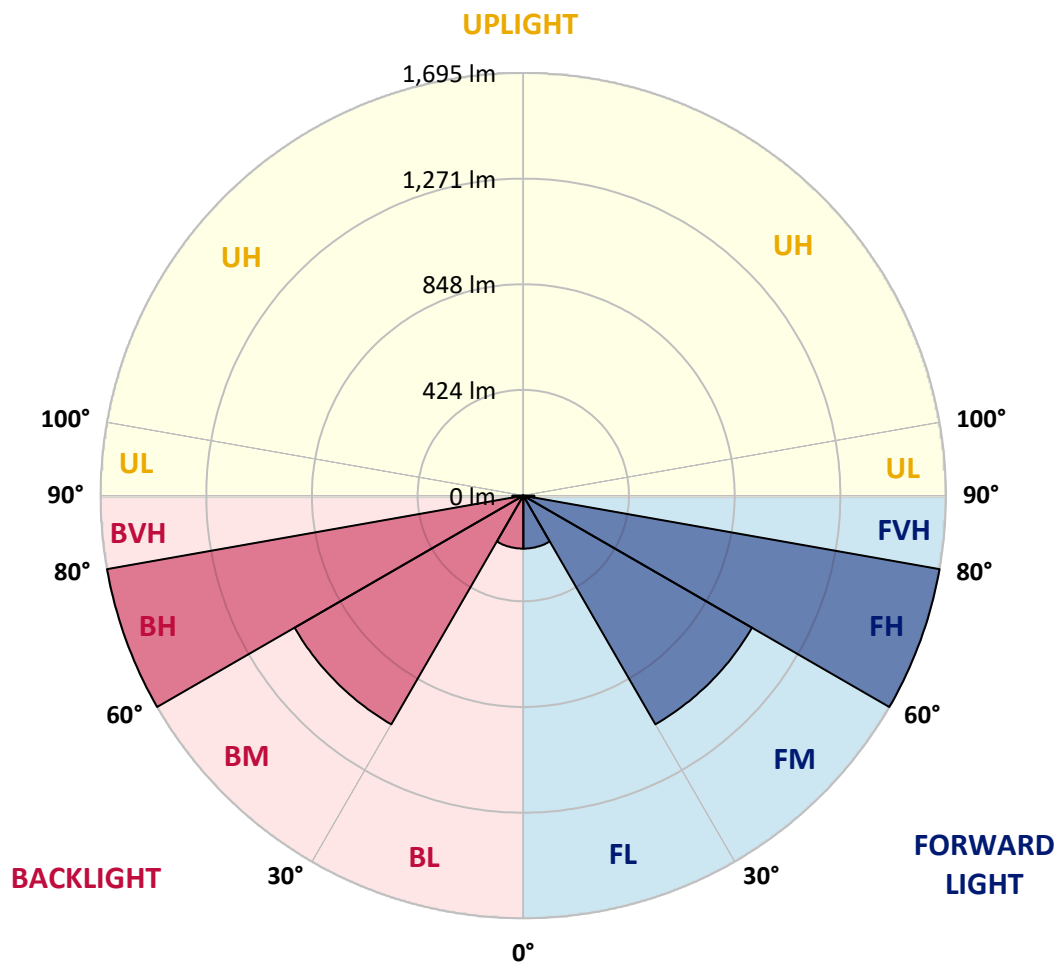
CATALOG NUMBER: GALN-SA1D-827-U-5WQ

LUMINAIRE CLASSIFICATION SYSTEM LUMEN TABLE AND BUG RATING:

Zone	Lumens	% Fixture	Zone Rating/Lumen Limit		
			B	U	G
FL (0°-30°)	212.5	3.5			
FM (30°-60°)	1059.0	17.6			
FH (60°-80°)	1695.2	28.1			G1/1800
FVH (80°-90°)	44.3	0.7			G1/100
BL (0°-30°)	212.5	3.5	B1/500		
BM (30°-60°)	1059.0	17.6	B2/2500		
BH (60°-80°)	1695.2	28.1	B3/2500		G1/1800
BVH (80°-90°)	44.3	0.7			G1/100
UL (90°-100°)	0.0	0.0		U0/0	
UH (100°-180°)	0.0	0.0		U0/0	

BUG Rating: B3-U0-G1

Type V Short





REPORT NUMBER: P451033
 CATALOG NUMBER: GALN-SA1D-827-U-5WQ

CANDELA DISTRIBUTION (FULL):

	0°	5°	15°	25°	35°	45°	55°	65°	75°	85°	90°
0°	509.8	509.8	509.8	509.8	509.8	509.8	509.8	509.8	509.8	509.8	509.8
2.5°	508.6	508.9	508.9	508.2	507.9	507.9	507.6	507.6	508.6	508.9	509.2
5°	504.1	504.1	504.1	503.8	503.2	503.2	502.5	502.5	502.8	503.8	503.2
7.5°	498.1	498.7	498.7	497.4	496.5	496.5	496.2	496.5	496.8	497.8	497.4
10°	496.2	496.5	494.9	492.7	491.1	490.1	490.4	491.1	492.7	493.3	493.6
12.5°	497.4	497.4	494.6	491.4	488.5	487.3	486.9	489.2	492.0	493.9	494.6
15°	499.0	498.4	494.9	490.8	487.9	487.6	487.3	488.8	493.0	496.8	497.1
17.5°	500.0	499.7	495.2	490.1	488.5	488.5	488.2	489.5	493.9	498.7	499.0
20°	503.2	502.2	497.1	491.7	490.4	491.1	490.1	491.7	496.5	502.2	503.5
22.5°	509.5	508.6	503.5	498.1	497.4	497.4	497.1	498.7	503.8	509.8	510.8
25°	517.2	516.2	511.4	507.6	508.2	509.5	508.9	509.2	513.3	518.4	520.0
27.5°	527.3	525.7	521.6	518.4	520.3	520.3	520.3	520.0	522.6	527.3	528.9
30°	539.7	539.1	534.6	534.3	535.9	534.3	534.3	534.6	535.0	539.4	541.0
32.5°	556.0	554.7	552.5	551.8	556.3	557.5	553.1	549.0	551.2	555.6	556.6
35°	582.7	580.8	577.6	574.1	577.6	583.6	574.1	570.9	576.6	582.7	583.3
37.5°	618.9	618.0	612.9	606.5	606.2	612.6	602.7	602.4	613.2	620.5	621.5
40°	664.4	665.4	659.0	653.0	649.8	654.9	647.2	650.1	660.6	668.9	668.2
42.5°	728.3	724.8	715.0	709.3	705.8	703.8	701.9	706.4	718.2	727.1	734.1
45°	803.1	801.8	789.4	782.4	774.8	771.9	771.3	779.2	793.5	804.4	805.3
47.5°	887.7	884.8	876.9	869.6	866.7	863.2	860.0	866.1	880.4	888.0	890.2
50°	974.8	975.5	975.5	974.2	977.1	977.7	969.1	971.3	979.3	978.6	978.0
52.5°	1074.4	1077.9	1094.4	1096.0	1109.7	1118.9	1103.3	1094.1	1091.2	1074.1	1075.3
55°	1191.4	1194.6	1219.4	1244.2	1281.1	1296.7	1263.9	1235.3	1215.0	1188.9	1190.1
57.5°	1337.4	1339.0	1362.5	1410.2	1468.8	1505.3	1447.8	1391.2	1349.8	1325.0	1315.1
60°	1494.5	1496.1	1530.5	1588.7	1679.6	1724.2	1652.9	1560.4	1508.2	1470.4	1472.9
62.5°	1683.1	1689.5	1720.3	1800.5	1910.9	1960.8	1866.3	1742.6	1672.0	1624.9	1626.8
65°	1885.1	1895.9	1929.6	2017.7	2119.5	2173.2	2057.5	1914.7	1826.9	1769.3	1775.4
67.5°	2016.1	2025.7	2074.3	2171.7	2298.6	2343.1	2193.6	2027.3	1917.5	1848.8	1836.1
70°	1982.7	1990.7	2055.6	2193.6	2381.6	2437.9	2226.0	2010.7	1881.6	1802.4	1797.3
72.5°	1750.2	1733.7	1828.5	2026.6	2286.8	2381.2	2123.9	1836.4	1673.9	1592.5	1582.9
75°	1159.9	1195.9	1335.8	1569.3	1934.7	2051.7	1812.9	1474.5	1270.0	1202.2	1191.7
77.5°	387.7	415.4	539.7	889.6	1319.0	1494.8	1320.9	964.3	682.2	549.6	552.1
80°	102.7	101.5	131.4	244.6	569.9	865.7	663.5	326.6	178.7	129.4	122.8
82.5°	36.9	41.3	53.1	67.7	151.1	269.1	189.9	91.6	67.1	49.6	48.0
85°	16.2	15.9	22.9	27.0	37.8	50.3	44.5	38.8	34.0	22.6	21.0
87.5°	3.5	3.5	5.4	4.1	6.7	6.7	8.3	9.9	10.2	6.7	5.4
90°	0.0	0.0	0.0	0.0	0.0	0.0	0.0	0.0	0.0	0.0	0.0

(END OF REPORT)